

DEAR GARDEN OWNER

The brochure you are holding could be the start of a splendid hobby. Owning a greenhouse opens up a universe of satisfying activity, where you can explore a world of light, plants and joy – either alone or together with your children and grandchildren. Regardless of whether the greenhouse is for plants or people or is intended to be a bright oasis with room for both plants and relaxing, it is a space that will become part of your personality and identity.

Sowing your own vegetables and herbs – and especially harvesting and sharing them with family and neighbours – is a delightful pastime. The greenhouse can also be used for storing your delicate plants in the winter or cultivating seedlings in early spring.

We recommend that you make room for a small table and chair in your greenhouse, where you can enjoy the light and a cup of coffee sheltered from the elements.

Juliana Greenhouses marked its 50th anniversary in 2013 by launching a brand-new generation of greenhouses. In 2014, we then presented our new Compact model, and next year we will be introducing two new models: Juliana Veranda and Juliana Orangery. We develop and manufacture our greenhouses at our factory in Odense, based on the vast experience we have amassed over the years.

We hope you will be inspired by this brochure and at the same time we encourage you to visit our website for further inspiration: www.juliana.com.

Enjoy!





INTRODUCTION	2
NEW GENERATION	4
ORANGERY	6
COMPACT	8
PREMIUM	10
GARDENER	12
VERANDA	14
CLASSIC	16
COMPACT PLUS	18
ACCESSORIES	20
WHY JULIANA?	26

WELCOME TO A BRAND-NEW GENERATION OF GREENHOUSES

Juliana Greenhouses marked its 50th anniversary in 2013 and introduced a brand-new generation of greenhouses as part of the celebrations. At Juliana, we have a tradition of managing our own design and development. This gives us in-depth knowledge of our products, also when preparing them for manufacture at our factory in Odense.

New product development is based on our long-standing experience of manufacturing greenhouses, and, in our opinion, we have created a greenhouse that meets the needs of the most discerning greenhouse gardener; you can see from a long way off that this unique greenhouse is in a class all its own.

We are in close contact with consumers as a natural aspect of our product development. This is done through traditional consumer surveys, where we are particularly inspired by all the delighted greenhouse owners who enjoy using their garden oasis every day.

The new ranges offer a number of smart, well-thought-out new features. These types of detail are what make a greenhouse something special and are valued by users looking to enjoy their greenhouse day after day.

The hallmark of any quality product should be attention to detail, and this is exquisitely exemplified by our new Juliana greenhouses. Not only are these products functional, but the design has been carefully thought out, right down to the last detail.



Exceptionally tall sides – create spaciousness for people and plants. The greenhouse's side height of 172 cm (inclusive of the 12 cm base) gives the structure beautiful dimensions, too.



Double stable door – enables optimum ventilation, while the wide door provides easy, unobstructed access to the greenhouse.



Low door sill – makes it easy to enter the greenhouse with a wheelbarrow or a wheelchair. In traditional greenhouses, it is easy to stumble over the high door sill.



The ends of the roof ridge – are decorated with an elegant plastic fitting to complete the profile and infuse the greenhouse with distinctive character at the same time.



The triangular sheet – reinforces the greenhouse and distinguishes it from afar.



The door handle – is rustproof and equipped with an integrated lock – a lovely, functional solution.



The downpipe – is incorporated into the bottom section of the gutter and its diameter of 40 mm gives it high capacity.



The gutter – is equipped with a plastic fitting, which, in addition to closing the ends, also fastens the flap. The flap is released with light pressure, and the gutter is easy to clean.



The cresting – can be purchased as an optional extra and is easy to slide in underneath the aluminium profile designed for this very purpose.



Black is the standard colour – for greenhouse doors, windows and fittings, on powder-coated and unpainted greenhouses alike. This gives the greenhouses a distinctive and beautiful appearance.



Plastic mouldings – are used for the mounting of toughened glass and polycarbonate glazing, and beautifully unify the overall style.



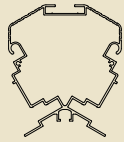



The profile design – gives the greenhouse a unique appearance by virtue of its characteristic "grooves", but also integrates practical functions into the frame for assembling the greenhouse.



The steel base – comes in the standard colour, black (like the doors and windows), and is designed to fit the doors' low sill.



The plastic fitting – is attached to the bottom of the greenhouse's corner posts to cover the seam where the greenhouse meets the black steel base, and is an optional extra.

New	ROOF	Traditional
		
New	CORNER POST	Traditional
		

The strength of the greenhouse – is increased without using lots of aluminium and without unnecessary, ugly bracing.



ORANGERY

NEW
2015

GREEN OASIS WITH A SPLENDID SENSE OF SPACE

A greenhouse designed for gardening and leisure

Juliana Orangery provides you with a unique garden space that can be used both as a traditional greenhouse and also for relaxing and enjoying the great outdoors, even in dodgy weather.

The light and the fragrances of your plants give you a sense of well-being and energy. You can furnish your Orangery with tables and chairs and still have an efficient workplace for your gardening activities.

Juliana Orangery is available in two colours: aluminium/black and grey/black and comes with 3 mm safety glass. A powder-coated black base – which makes it easy to assemble the greenhouse – is available as an optional extra.



Model Orangery	L x W (cm)	Roof vents	Eaves Height (cm) *	Ridge Height (cm) *	Frame + 3 mm Toughened glass	Base
15,2 m ²	296 x 439 cm	4	172 cm*	267 cm*	5701701096112	5701701064203
15,2 m ² Antracit	296 x 439 cm	4	172 cm*	267 cm*	5701701096129	5701701064203

Height shown includes optional 12 cm base



COMPACT

SMALL DIMENSIONS BIG BENEFITS



Our Compact model was launched in 2014 and has become a big success. We think this is because many people want to buy quality but are also looking for a small greenhouse. Juliana Compact is made with our strong new frame system that is a recurring feature of all new models in our range, and therefore you will also recognise the wide scope of practical features and splendid details that characterise Juliana's new generation of greenhouses.

The greenhouse comes with a hinged stable door and two different colour options: aluminium/black or grey/black. In addition, customers can choose from four different types of glazing: 3 mm horticulture glass, 3 mm toughened glass, 6 mm polycarbonate glazing and 10 mm polycarbonate glazing.

Juliana Compact is intended for discerning consumers who prefer a smaller greenhouse but are willing to pay for quality, good functionality and splendid design. The model is avail-

able in three sizes: 5.0 m², 6.6 m² and 8.2 m². The tall sides and total height provide a sensation of spaciousness and good working conditions.

At the end of the brochure, you will find some of the accessories available for Juliana Compact.



Model Compact	L x W (cm)	Roof vents	Profilor + 3 mm glas	Profilor + 3 mm hærdet glas	Profilor + 6 mm poly	Profilor + 10 mm poly	Fundament	Cresting optional
5,0 m ²	224x224	1	5701701095474	5701701095498	5701701095511	5701701095535	5701701064111	x
5,0 m ² Antracit	224x224	1	5701701095481	5701701095504	5701701095528	5701701095542	5701701064111	x
6,6 m ²	295x224	2	5701701095559	5701701095573	5701701095597	5701701095610	5701701064128	x
6,6 m ² Antracit	295x224	2	5701701095566	5701701095580	5701701095603	5701701095627	5701701064128	x
8,2 m ²	368x224	2	5701701095634	5701701095658	5701701095672	5701701095696	5701701064135	x
8,2 m ² Antracit	368x224	2	5701701095641	5701701095665	5701701095689	5701701095702	5701701064135	x

Height shown includes optional 12 cm base



PREMIUM

A THOROUGHLY SPLENDID GREENHOUSE

Juliana has had a Premium range for many years, and it is renowned for unrivalled quality compared to other greenhouses. After the launch of a new version in 2012, this has become our best-selling model, which is quite understandable.

Premium is available in three sizes: 8.8 m², 10.9 m² and 13.0 m², and two different colours: silver aluminium and anthracite grey. The doors, windows and assembly fittings of both models are powder-coated black. This makes the greenhouses distinctively characteristic and gives them a beautiful overall appearance.

Like the other new Juliana models, Premium is also available with four different types of glazing: 3 mm horticulture glass, 3 mm toughened glass, 6 mm polycarbonate glazing and 10 mm polycarbonate glazing. This provides plenty of options for customising and adapting the models to meet individual needs.



Model Gardener	L x W (cm)	Roof vents	Frame + 3 mm horticultural glass	Frame + 3 mm toughened glass	Frame + 6 mm polycarbonate	Frame + 10 mm polycarbonate	Base	Cresting optional
8,8 m ² Alu	296 x 296	2	5701701094699	5701701094712	5701701094736	5701701094750	5701701064142	x
8,8 m ² Anthr.	296 x 296	2	5701701094705	5701701094729	5701701094743	5701701094767	5701701064142	x
10,9 m ² Alu	368 x 296	4	5701701094774	5701701094798	5701701094811	5701701094835	5701701064159	x
10,9 m ² Anthr.	368 x 296	4	5701701094781	5701701094804	5701701094828	5701701094842	5701701064159	x
13,0 m ² Alu	439 x 296	4	5701701094859	5701701094873	5701701094897	5701701094910	5701701094163	x
13,0 m ² Anthr.	439 x 296	4	5701701094866	5701701094880	5701701094903	5701701094927	5701701094163	x

Height shown includes optional 12 cm base



GARDENER

DESIGNED WITH AN INGENUOUS EYE FOR DETAIL

Juliana's Gardener range comes in sizes 16.2 m², 18.8 m² and 21.4 m², making them ideal models for those seeking plenty of space. Whether you are a greenhouse enthusiast with green fingers or someone looking for a greenhouse that can also be a splendid outdoor oasis, Juliana Gardener meets both needs.

If you choose to glaze your Gardener with 3 mm safety glass available in long-pane single sheets, the result will be a beautiful greenhouse that easily measures up to large, much more expensive orangeries.



Model Gardener	L x W (cm)	Roof vents	Frame + 3 mm horticultural glass	Frame + 3 mm toughened glass	Frame + 6 mm polycarbonate	Frame + 10 mm polycarbonate	Base	Cresting optional
16,2 m ² Alu	368 x 439	4	5701701094934	5701701094958	5701701094972	5701701094996	5701701064173	x
16,2 m ² Anthr.	368 x 439	4	5701701094941	5701701094965	5701701094989	5701701095009	5701701064173	x
18,8 m ² Alu	368 x 511	6	5701701095016	5701701095030	5701701095054	5701701095078	5701701064180	x
18,8 m ² Anthr.	368 x 511	6	5701701095023	5701701095047	5701701095061	5701701095085	5701701064180	x
21,4 m ² Alu	368 x 583	6	5701701095092	5701701095115	5701701095139	5701701095153	5701701094194	x
21,4 m ² Anthr.	368 x 583	6	5701701095108	5701701095122	5701701095146	5701701095160	5701701094194	x

Height shown includes optional 12 cm base



AN EXTRA SPACE FOR GREENERY AND RELAXATION

Juliana Veranda is a new 2015 product being launched in three sizes: 4.4 m², 9.8 m² and 12.9 m², and it will be available in the colours aluminium/black and grey/black. The range is available with 3 mm safety glass for the sides and 10 mm pearl-white polycarbonate sheeting for the roof.

The double stable doors in the front provide a distinctive appearance as well as wide, unimpeded access to the greenhouse, and the generous height creates a superb sensation of space in the greenhouse. A newly developed side window is included to provide the necessary ventilation.

A number of good functions found in other Juliana models are used here as well. They include the large gutter with pivoting flap for easy removal of leaves and dirt, and the 40 mm down-pipe with its high-volume capacity.

If the greenhouse leans against a house wall, both will be heated by the sun during the day. At night, the wall emits heat to the greenhouse, making it a good place for your plants to spend the winter.



Model Veranda	L x W	Roof vents	Sidehøjde*	Total højde*	Profil + 3 mm. glas	Fundament
4,4	296 x 149 cm	2	192 cm*	231 cm	5701701096051	5701701064210
4,4 antracit	296 x 149 cm	2	192 cm*	231 cm	5701701096068	5701701064210
9,8	439 x 221 cm	2	192 cm*	245 cm	5701701096075	5701701064234
9,8 antracit	439 x 221 cm	2	192 cm*	245 cm	5701701096082	5701701064234
12,9	439 x 293 cm	2	192 cm*	259 cm	5701701096099	5701701064241
12,9 antracit	439 x 293 cm	2	192 cm*	259 cm	5701701096105	5701701064241

Height shown includes optional 12 cm base



Juliana Classic 7,2 m²



Juliana Classic 4,4 m²

CLASSIC

RECREATE AN IDYLIC GARDEN AS IN THE GOOD OLD DAYS

If you belong to those who long for the "good old days" of sunny summers and snowy winters, then maybe it is a good idea to consider a wooden greenhouse. Up until after the Second World War, when aluminium became a new material used for many items, including greenhouses, a greenhouse was invariably a wooden structure that also required considerable maintenance of painting and puttying.

Juliana Classic eliminates the need for this comprehensive maintenance as it is made of certified Canadian cedar wood, and is designed and built without the use of classic window putty.

The standard glazing is long-pane single sheets of 3 mm toughened glass to avoid overlapping sections which increase the risk of algae formation. The mechanical parts of the

sliding door are aluminium to provide frictionless functioning.

Juliana Classic is available in two sizes: 4.4 m² and 7.2 m² with both roof and side windows as standard components.



INCLUDED IN YOUR PURCHASE



Roof window



Smooth-running **sliding door**



3 mm **safety glass**



Solid structural design

EXTRA ACCESSORIES

Classic accessories

- Wooden table, for 4.4 m² model
- Wooden shelf, for 4.4 m² model
- Shade curtains, for 4.4 m² model
- Wooden table, for 7.2 m² model
- Wooden shelf, for 7.2 m² model
- Shade curtains, for 7.2 m² model



Wooden shelf



Shade curtains



Wooden table

Model Classic	L x W (cm)	Eaves Height (cm)	Ridge Height (cm)	Door	Roof vents	Frame + 3 mm Toughened glass	Base
Classic 4.4 m ²	241x184	162	231	Sliding Door	2 Roof windows, 2 Side windows	5701701091957	5701701068904
Classic 7.2 m ²	299x241	162	250	Sliding Door	2 Roof windows, 2 Side windows	5701701093111	5701701068911

Height shown includes optional 12 cm base



COMPACT PLUS

LIGHTWEIGHT FRAME AND MANY POSSIBILITIES

Juliana Compact Plus is designed with narrow, strong profiles to give the greenhouse a light and airy look. The side height of Compact Plus has been elevated to enable excellent utilisation of the greenhouse area. It provides space for tall plants such as cucumbers and tomatoes all the way out along the sides of the greenhouse, making it easier for greenhouse users to move about in the greenhouse unimpeded.

Like the vast majority of Juliana greenhouses, Compact Plus comes with a hinged stable door. The stable door enables the release of warm air without bothersome draughts along the floor of the greenhouse, which can damage delicate plants.

The stable door comes with a lock and key, which enables the greenhouse to be used for storing garden furniture, a lawn mower and similar. Compact Plus is also available with an ordinary aluminium frame, and in a powder-coated version, i.e. an anthracite grey frame, for a beautiful greenhouse that will grace any garden.

INCLUDED IN YOUR PURCHASE



Stable door, which enables additional ventilation of the greenhouse.



Standard downpipes and attachment fittings for installing the downpipe connection included with the greenhouse.



Downpipe connection pipes are prepared for extra downpipes in addition to the two that are included.

EXTRA ACCESSORIES



Additional **roof window** for extra ventilation.



Base
Strong, stable and maintenance-free steel base, 120 mm tall.

Model Compact Plus	L x W (cm)	Eaves Height (cm)	Ridge Height (cm)	Roof vents	Frame + 3 mm horticultural glass	Frame + 6 mm polycarbonate	Base	Plastic Capping for Polycarbonate
8,3 m ² Alu	298x277	160*	257*	2	5701701092039	5701701092046	5701701062407	5701701192708
8,3 m ² Anthr.	298x277	160*	257*	2	5701701094088	5701701094095	5701701066467	5701701192708
9,9 m ² Alu	370x277	160*	257*	4	5701701092053	5701701092060	5701701062506	5701701192715
9,9 m ² Anthr.	370x277	160*	257*	4	5701701094101	5701701094118	5701701066566	5701701192715
12,1 m ² Alu	441x277	160*	257*	4	5701701092077	5701701092084	5701701065606	5701701192722
12,1 m ² Anthr.	441x277	160*	257*	4	5701701094125	5701701094132	5701701069161	5701701192722

Height shown includes optional 12 cm base

ACCESSORIES

After assembling your greenhouse, it is time to arrange it so it is both pleasant and practical to work in. We have developed a wide range of accessories that not only serve practical purposes but enhance the styled design of the greenhouses.

You will find a selection of our combined range of accessories on the pages that follow. Our full range can be seen on our website: www.juliana.com.

Integrated greenhouse shelves

The newly-developed greenhouse shelves are executed in powder-coated, extruded aluminium profiles. Packing and powder-coated plating are mounted on the ends to make it possible to use the shelf for bottom-watering, which is beneficial because bottom-watering reduces watering frequency and improves the survival rate of thirsty herbs, etc. The greenhouse shelves are easy to install in the grooves of the greenhouse profiles.

Integrated greenhouse worktable

The greenhouse worktable is practical for planting tubs and storing various materials. It provides a functional space-saving workstation. This is because it is designed to be attached to the greenhouse frame. There is a pull-out drawer on the underside of the table for storing tools, seeds, etc. The table's beautiful design closely matches the new Juliana ranges: Compact, Premium and Gardener.

Roof decoration

We also offer a lovely roof decoration to give a unique characteristic touch to the greenhouses in our Compact, Premium, Gardener and Orangery ranges. The roof decoration is made of plastic and is attached by inserting it into the roof's ridge groove. Besides its aesthetic value, the roof decoration serves a practical purpose: it prevents birds from perching on the roof and soiling your greenhouse.

The original Juliana foundation

Your greenhouse should have a sound and solid base. This can be provided in a wide variety of ways,

but the easiest solution by far is to use an original Juliana base. The base footings are cast in cement, and remember to ensure that the base is completely level. If you plan to lay flagstones or tiles in or around the greenhouse, it is easy to lay them close to the base. This will also produce an elegant result.

Water butt

The water butt can be connected to the greenhouse gutters and collects the water for use later on. The small tap at the bottom of the butt makes it easy to fill a watering can with lime-free rainwater.

Capillary watering-box planter

A capillary watering box is practical because it makes sure that the plant absorbs the right amount water, but on the other hand it does not look very nice. We have resolved this by designing a planter that does more than just conceal the ugly sides of the box; an attractive two-piece lid conceals the entire box, but still leaves room for the plants, which are easy to access for watering.





Roof decoration

It is easy to slide the roof decoration into the roof ridge and it gives your greenhouse a distinctive appearance. It also helps to keep birds from perching on the roof.



Univent

Automatic aluminium window opener with double spring. Suitable for glass or polycarbonate glazing. Can be adjusted to open and close between 16 and 25°C.



Integrated greenhouse worktable

The table is attached to the greenhouse frame and provides a good workstation for transplanting and sowing. The table comes in two sizes.



Integrated greenhouse shelves

The black powder-coated greenhouse shelf is designed to be used for bottom-watering. This is practical because it makes it easier to keep seedlings, herbs, etc., alive. The shelf comes in two sizes.



Water butt

The water butt can hold 100 litres of rainwater. Besides its elegant design, the butt has a practical water tap.



Capillary watering-box planter

The planter is ideal for use both inside and outside the greenhouse. The two-piece lid also conceals capillary watering boxes from above.



Ventomax

Automatic galvanised steel window opener. Best suited for glass. Can be adjusted to open and close between 16 and 25°C.



Juliana Plant Spiral

Flexible support for tall plants such as cucumbers and tomatoes. Pull out the spiral to the desired length (maximum of 2 metres) and attach using the enclosed plant support eyelet.



Mesh shelf

A flexible shelf that can be installed throughout the greenhouse in its profile system.



Vanlet irrigation unit

Automatic watering and fertilising system. Distributes water and fertilizer to plants through feed hoses, Y-shaped branch pipes and drippers. Capacity: 10–150 litres of water a day.



Juliana Aluminium Tables

Practical rustproof table of aluminium. The shelves can be inverted to also serve as "bowls".



Soil thermometer

Indicates the soil temperature. Some plants, like cucumbers, require the temperature of the soil to rise to around 18°C before they can absorb nutrients.



Green shading net

Ensures fast, efficient greenhouse shading. Attached with spacers, like the bubble-pack sheets.



Bubble-pack sheets

Additional insulation kept in place using spacers. Partition the greenhouse, if possible, to avoid unnecessary heating.



Aluminium angle bar

Used for supporting plants in the greenhouse, etc. Attach with special bolts, which enable it to bear a heavier load. Well-suited for powder-coated frames as well.



Plant support eyelets

Ideal for attaching and supporting plants throughout the greenhouse. The eyelets are easy to attach to the greenhouse frame with a simple twist. Bind the plant to the plant support eyelet with twine.



Maxi Heater

Kerosene heater suitable for heating greenhouses up to 15 m². Fill with 5 litres of kerosene or lamp oil. Burn time: approx. 3 days Output: 1.250 kW. Ventilation required.



Original Juliana base

Your new greenhouse must be built on a solid base. The base can be made of concrete or wood, but the best and easiest solution is to use Juliana's steel base.

THAT'S WHY YOUR NEW GREENHOUSE MUST BE JULIANA

1 · QUALITY

At Juliana, we endeavour to deliver quality to our customers. This applies not only to the product itself but also to the whole experience of buying one of our products. Regardless of whether you choose to install the greenhouse yourself or pay for professional assistance, we want the process to be a rewarding experience for you, our customer.

Juliana's products are designed and built to withstand the snowy, windy conditions that prevail in Scandinavia. Therefore many of the load-bearing profiles are distinguished with striking dimensions to ensure the requisite strength.

2 · DIRECT DELIVERY

Regardless of which retailer/dealer you choose, your Juliana product will almost always be delivered direct from the factory to your doorstep within 8–10 working days. This minimises the risk of damage in transit, while reducing the environmental impact.


3 · ASSEMBLY

Juliana's products are manufactured and packaged to make it as easy as possible for the user to assemble the new greenhouse. That is why the assembly instructions are quite detailed with minimal text and a maximum number of illustrations. A steel base with fittings can be purchased as an optional extra for all models, and this also makes it easy to establish the foundation.

4 · SERVICE

Juliana provides a unique service package. Advice is available before, during and after your purchase, to make you feel secure as our customer. We have been manufacturing greenhouses for more than forty years and we frequently deliver spare parts for even very old greenhouses.

In all other respects, please refer to our terms of sale and supply found at www.juliana.com under Help and Support, and in the enclosed assembly instructions.



5 · ENVIRONMENT

Working in your own greenhouse is a particularly eco-friendly pastime, not only because the greenhouse, made of aluminium and glass, is almost completely recyclable, as both the aluminium and glass can be remelted, but also because cultivating your own plants ensures the shortest distance from "producer to consumer". Our wooden greenhouses are made solely of certified wood. In addition, we constantly support the environment, exemplified by our ten-year sponsorship of the WWF's whale shark project. Further details on wwf.dk.

6 · 12-YEAR GUARANTEE

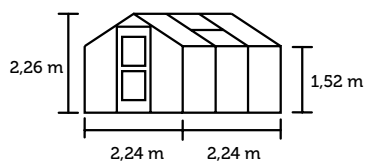
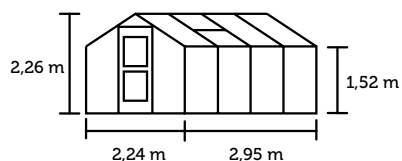
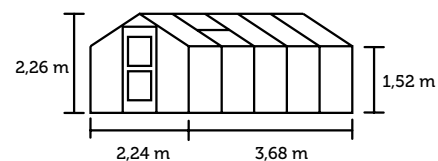
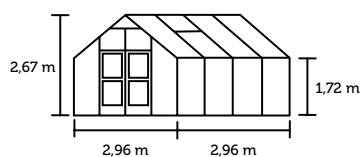
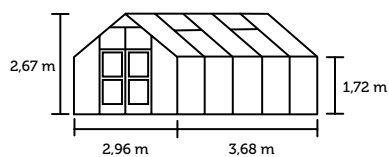
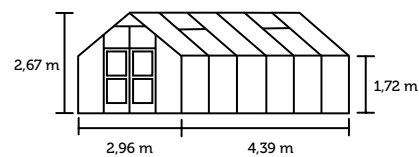
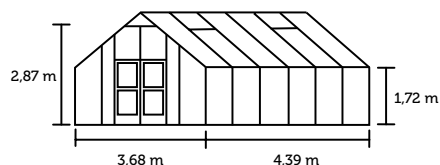
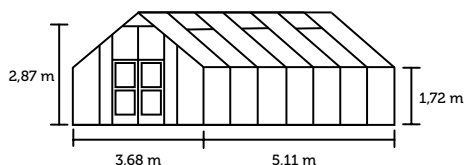
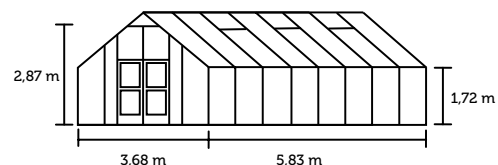
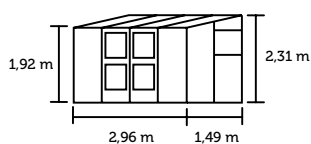
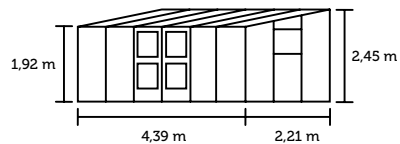
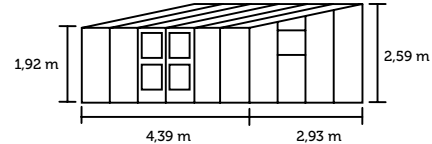
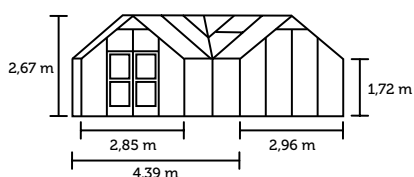
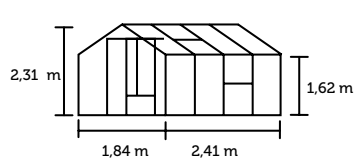
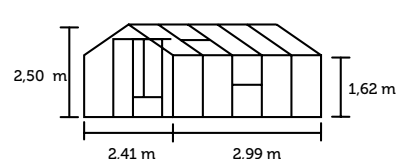
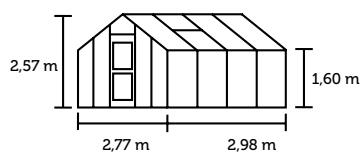
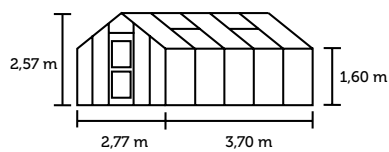
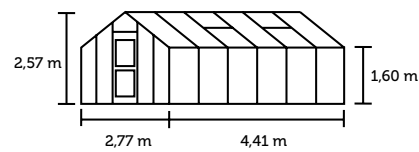
We believe so much in our products that we provide a 12-year guarantee to cover the replacement or repair of material or manufacturing defects. A detailed description of our guarantee is found in the assembly instructions.

7 · MAINTENANCE

A greenhouse takes care of itself – almost! Previously, owning a greenhouse required lots of attention, because the windows had to be opened right away when temperatures rose, and the plants had to be watered several times a day during the growing season.



MODEL OVERVIEW

COMPACT 5,0 m²COMPACT 6,6 m²COMPACT 8,2 m²PREMIUM 8,8 m²PREMIUM 10,9 m²PREMIUM 13,0 m²GARDENER 16,2 m²GARDENER 18,8 m²GARDENER 21,4 m²VERANDA 4,4 m²VERANDA 9,8 m²VERANDA 12,9 m²ORANGERY 15,2 m²CLASSIC 4,4 m²CLASSIC 7,2 m²COMPACT PLUS 8,3 m²COMPACT PLUS 9,9 m²COMPACT PLUS 12,1 m²

Height shown includes optional 12 cm base

	ORANGERY	COMPACT			PREMIUM			GARDENER			VERANDA			CLASSIC		COMPACT PLUS		
		5,0	6,6	8,2	8,8	10,9	13,0	16,2	18,8	21,4	4,4	9,8	12,9	4,4	7,2	8,3	9,9	12,1
Hinged stable door		•	•	•											•	•	•	
Double hinged stable door	•				•	•	•	•	•	•	•	•						
Number of windows	4	1	2	2	2	4	4	4	6	6	2	2	2	4	4	2	4	4
Gutter with tipping function	•	•	•	•	•	•	•	•	•	•	•	•	•					
Number of down-pipes	6	2	2	2	4	4	4	4	4	4	2	2	2	2	2	2	2	2
Low door sill	•	•	•	•	•	•	•	•	•	•	•	•	•					
Roof ridge prepared for roof decoration	•	•	•	•	•	•	•	•	•	•	•	•	•					
Safety glass optional *	•	•	•	•	•	•	•	•	•	•	•	•	•	•				
Door handle with lock	•	•	•	•	•	•	•	•	•	•	•	•	•			•	•	•
Made in Denmark	•	•	•	•	•	•	•	•	•	•	•	•	•			•	•	•

* The standard models of Orangery, Veranda and Classic are glazed with toughened glass.





JULIANA GREENHOUSES A/S

Sivlandvænget 29 · 5260 Odense S · Denmark

Tel: +45 66 11 18 11 · mail@juliana.com

www.juliana.com

Subject to changes

